

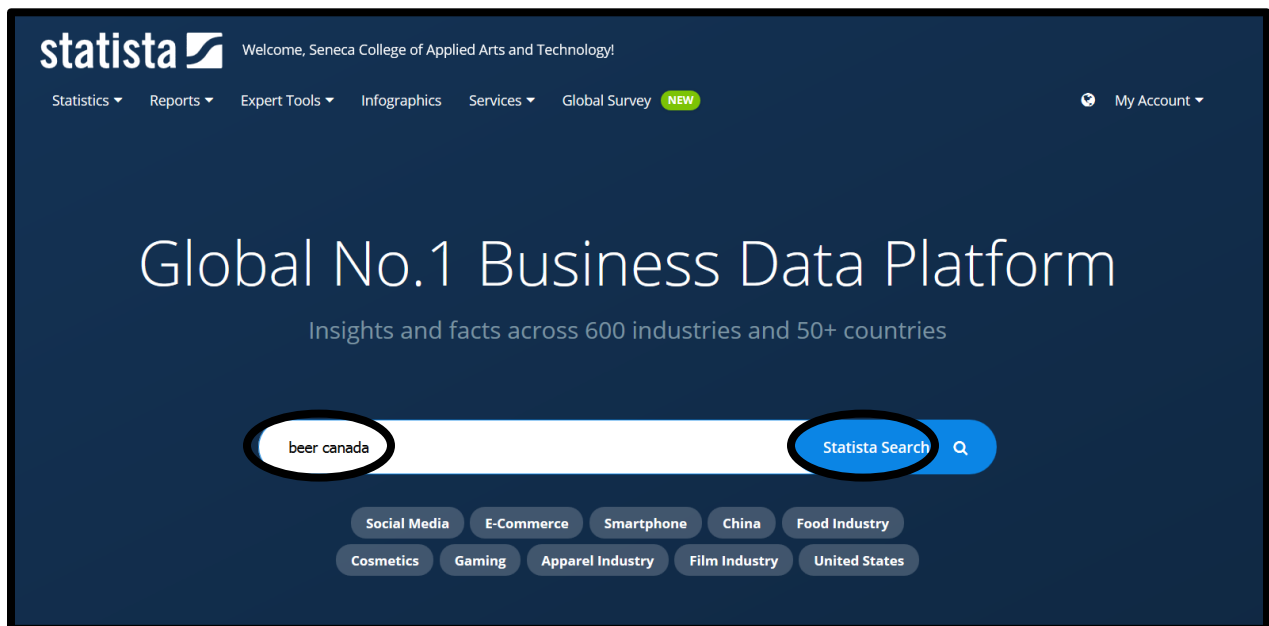
OBTAINING PERSISTENT LINKS IN STATISTA

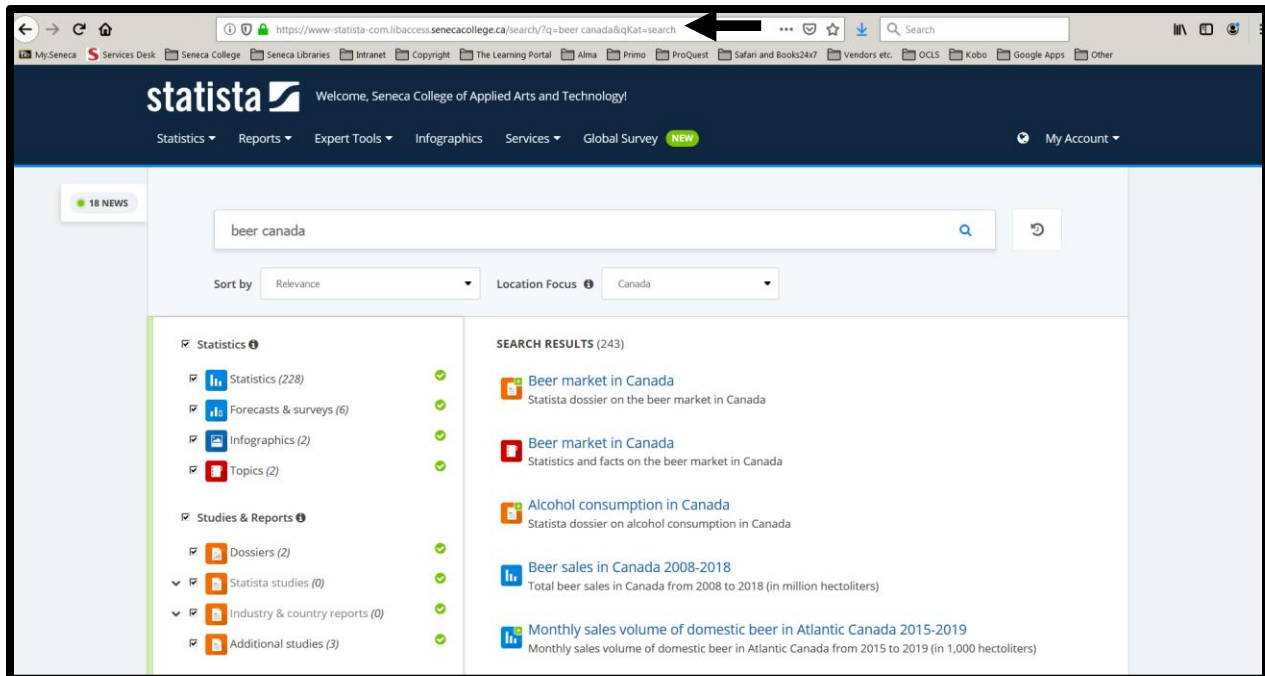
Statista allows you to create links to:

- Searches
 - Specific content such as statistics, studies, or other documents within the database
-

Creating links to Searches

1. Conduct a search:





2. Copy the URL from the address bar:

https://www-statista-com.libaccess.senecacollege.ca/search/?q=beer%20canada&qKat=search

Replace everything before **/search** with ...

https://libaccess.senecacollege.ca/login?url=https://www.statista.com

So for the above example...

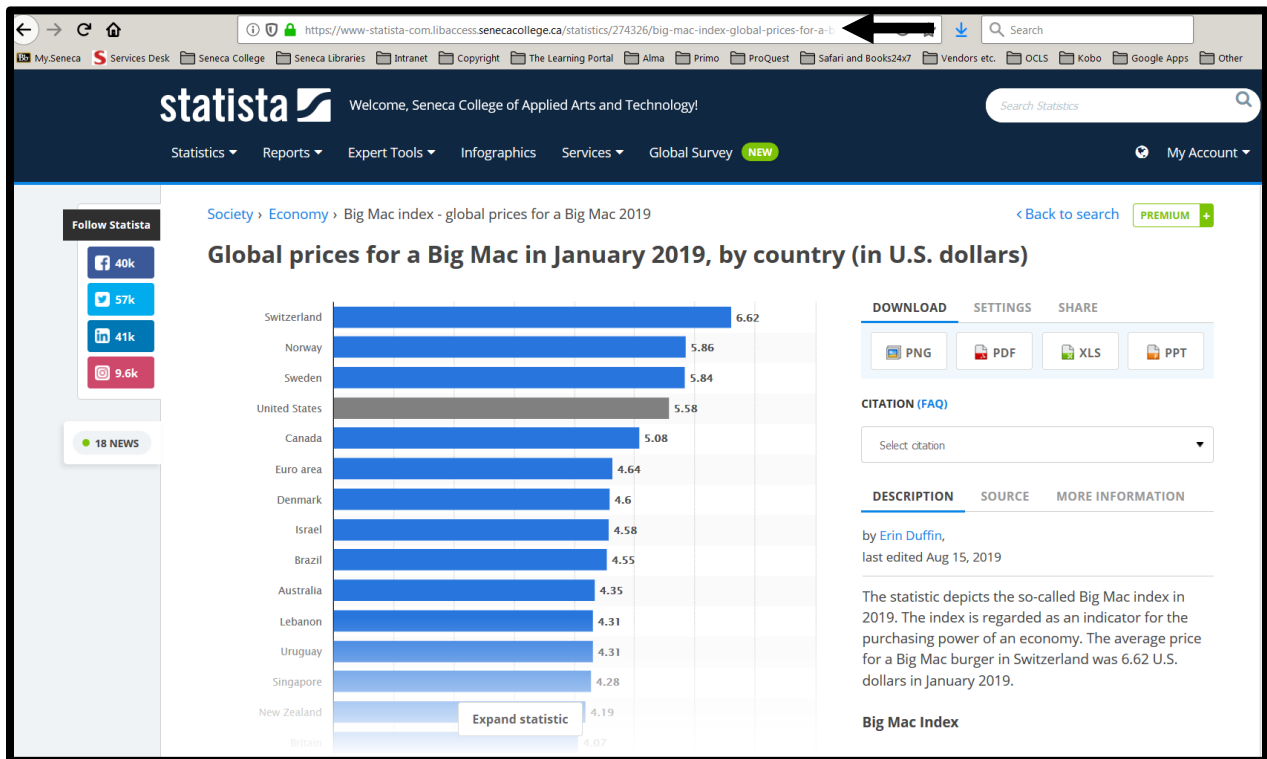
https://libaccess.senecacollege.ca/login?url=https://www.statista.com/search/?q=beer%20canada&qKat=search

...is a link to the results of a search of the terms *beer canada*. This link can be sent to students via email, placed on a MySeneca course webpage, etc., and is accessible both on- and off-campus.

Creating links to specific content

1. Find the report or statistical information you are interested in and copy the URL from the address bar:





2. There are different types of content in Statista such as statistics, studies, topic documents, etc., and the URL of your specific content will contain such a descriptor of its content type (e.g. **/statistics**, **/study**, **/outlook**, etc.). For example, the URL above is:

<https://www-statista-com.libaccess.senecacollege.ca/statistics/274326/big-mac-index-global-prices-for-a-big-mac/>

Replace everything before **/statistics** with ...

<https://libaccess.senecacollege.ca/login?url=https://www.statista.com>

So for the above example...

<https://libaccess.senecacollege.ca/login?url=https://www.statista.com/statistics/274326/big-mac-index-global-prices-for-a-big-mac/>

...is a link to information on the price of a *Big Mac* in different countries. The price and date information will change when Statista updates it, but the URL will stay the same. This link can be sent to students via email, placed on a MySeneca course webpage, etc., and is accessible both on- and off-campus.