

OBTAINING PERSISTENT LINKS TO FULL TEXT ARTICLES AND BOOK CHAPTERS

SCIEDIRECT

1. Retrieve the full record for the article or book chapter that you are interested in.



The screenshot shows the ScienceDirect website interface. At the top, there are navigation links for 'Journals', 'Books', 'Register', and 'Sign in'. A search bar is present with the text 'Search ScienceDirect'. Below the search bar, there are options for 'Download PDF' and 'Export'. The main content area displays the article title 'A coupled stochastic inverse-management framework for dealing with nonpoint agriculture pollution under groundwater parameter uncertainty' from the 'Journal of Hydrology', Volume 511, 16 April 2014, Pages 10–16. The authors listed are Carlos Llopis-Albert, Daniel Palacios-Marqués, and José M. Merigó. A DOI link is provided: <http://dx.doi.org/libaccess.senecacollege.ca/10.1016/j.jhydrol.2014.01.021>. A black arrow points to this DOI link. Below the article title, there is a 'Highlights' section with several bullet points. On the right side, there are sections for 'Recommended articles' and 'Related book content'.

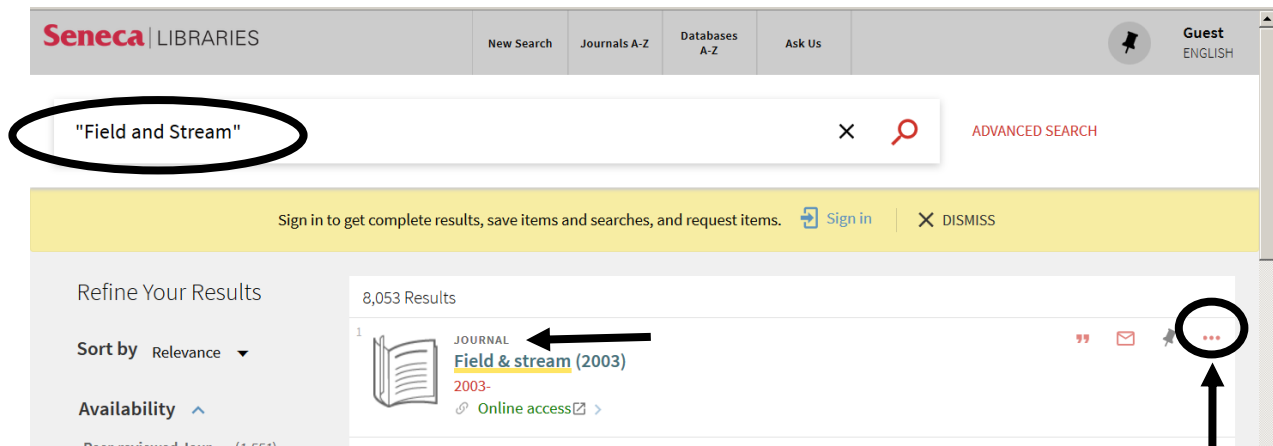
2. The DOI (Digital Object Identifier) is a unique, and more importantly, persistent identifier for each record. In ScienceDirect, it is found under the article or chapter title in the middle of the screen. It is a string that looks like this: **10.1016/j.jhydrol.2014.01.021**
3. To create the persistent link, add the following prefix before the DOI:
<https://libaccess.senecacollege.ca/login?url=http://dx.doi.org/>
So for the example above,
<https://libaccess.senecacollege.ca/login?url=http://dx.doi.org/10.1016/j.jhydrol.2014.01.021> is a persistent link to the article above.
4. Test the link before posting it via email, on course webpages, etc.

OBTAINING PERSISTENT LINKS TO PERIODICAL TITLES

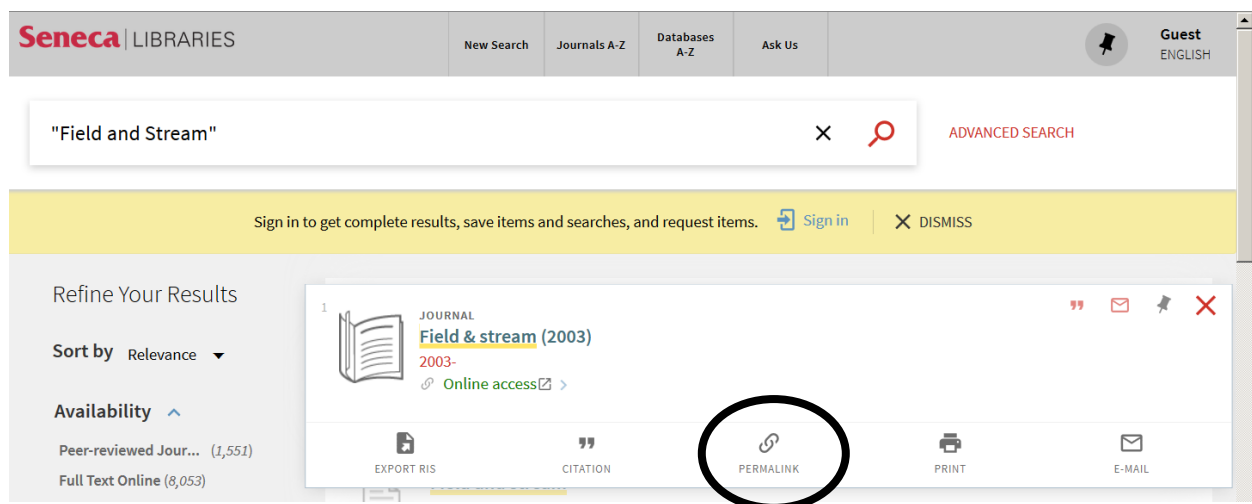
ALL JOURNAL TITLES

Persistent links to periodical titles (journals, magazines, newspapers, etc.) are available through the search box on the [Seneca Libraries homepage](#). This type of link will allow users to view all of the libraries' holdings for specific titles.

1. Go to the Seneca Libraries homepage at <http://library.senecacollege.ca/> and search for the name of a periodical:

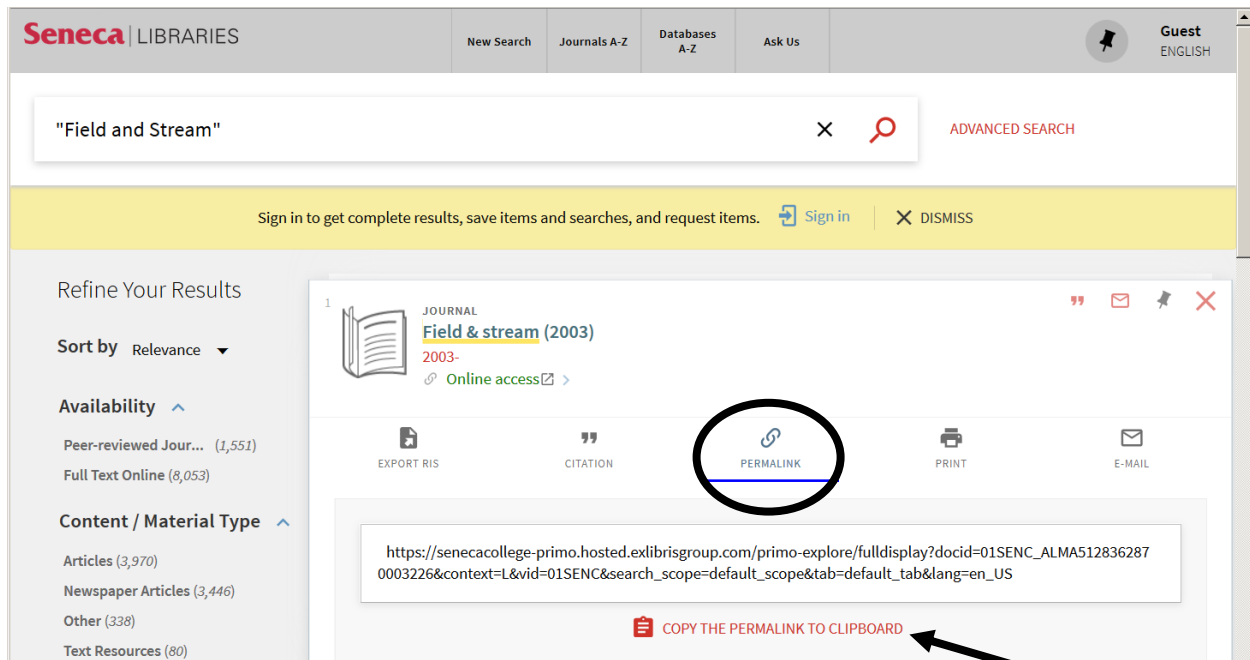


2. Click the three dots over to the right to reveal the following options:



(...continued...)

3. Click “PERMALINK” to reveal this:



The screenshot shows the Seneca Libraries search results page. The search term is "Field and Stream". The results list includes a journal entry for "Field & stream (2003)". The "PERMALINK" button is circled in black. Below the button, a text box contains the URL: https://senecacollege-primo.hosted.exlibrisgroup.com/primo-explore/fulldisplay?docid=01SENC_ALMA5128362870003226&context=L&vid=01SENC&search_scope=default_scope&tab=default_tab&lang=en_US. Below the URL box, there is a button labeled "COPY THE PERMALINK TO CLIPBOARD" with a red arrow pointing to it.

4. You may either copy-and-paste the URL from the above box manually, or simply click “COPY THE PERMALINK TO CLIPBOARD” and it will copy it for you. You then paste the URL into emails, course webpages, etc. Always test the link before doing so.