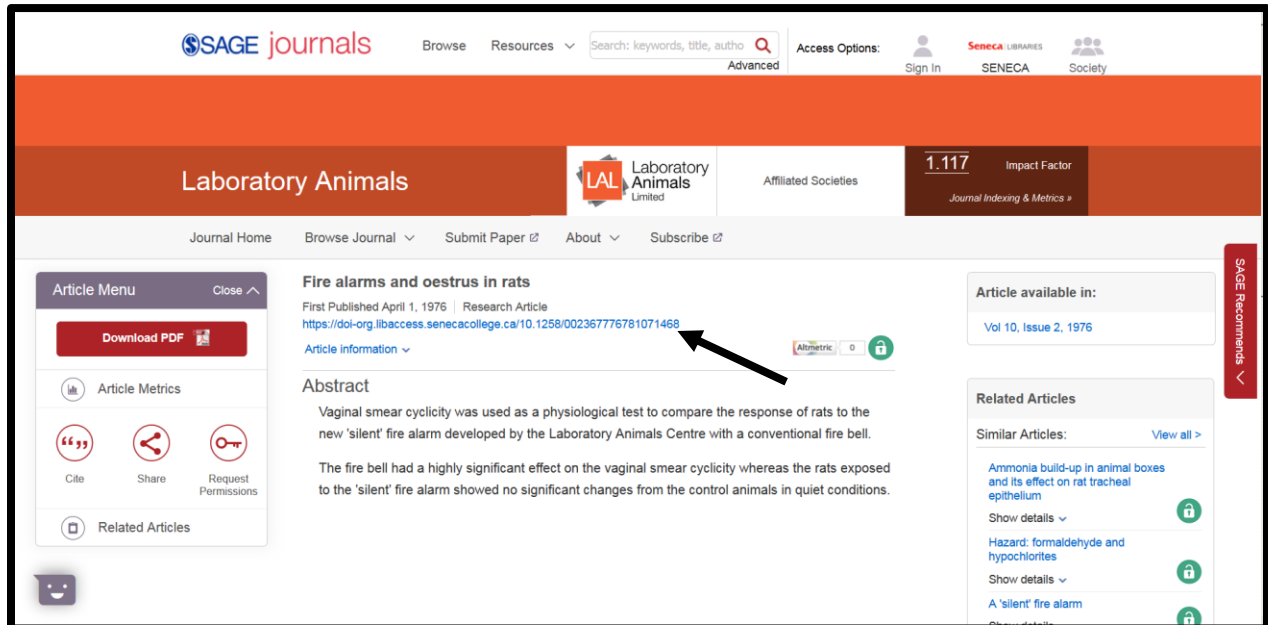


OBTAINING PERSISTENT LINKS TO FULL TEXT ARTICLES

SAGE JOURNALS

1. Find the article that you are interested in:



The screenshot shows the SAGE Journals website interface. The main navigation bar includes the SAGE Journals logo, a search bar, and user options like 'Sign In' and 'Seneca LIBRARIES'. The journal title 'Laboratory Animals' is prominently displayed. The article 'Fire alarms and oestrus in rats' is featured, with its DOI URL <https://doi-org.libaccess.senecacollege.ca/10.1258/002367776781071468> highlighted by a black arrow. The article abstract is visible, and the 'Article Menu' on the left includes options for 'Download PDF', 'Article Metrics', 'Cite', 'Share', 'Request Permissions', and 'Related Articles'.

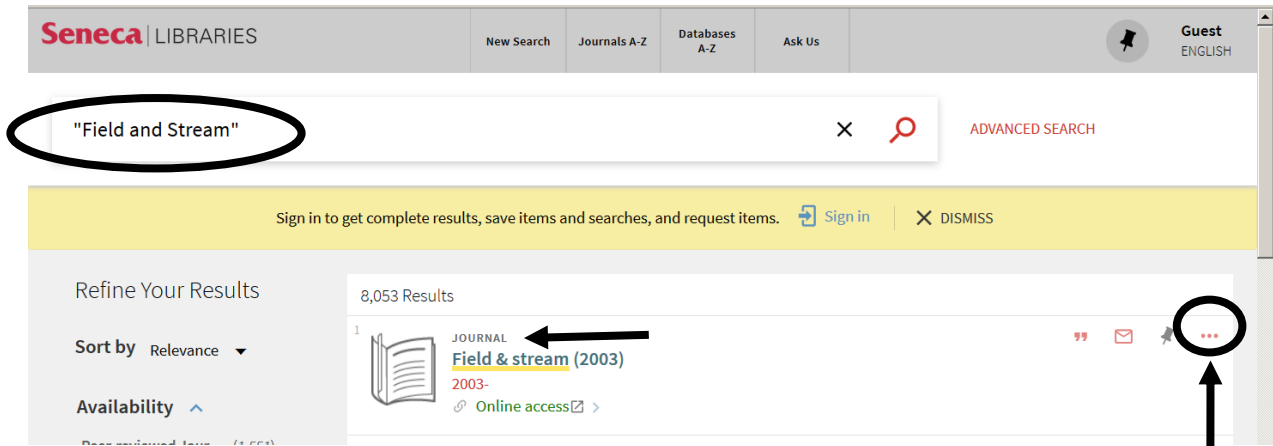
2. Copy the DOI (Digital Object Identifier) URL into a text editor. For the example above it is: **<https://doi-org.libaccess.senecacollege.ca/10.1258/002367776781071468>**
3. Replace everything before the numbers with:
“**<https://libaccess.senecacollege.ca/login?url=http://dx.doi.org/>**”. The resulting combination for the example above would be:
<https://libaccess.senecacollege.ca/login?url=http://dx.doi.org/10.1258/002367776781071468> and is a persistent link to this specific article, accessible off-campus.
4. Test all links before posting them via e-mail, course webpages, etc.

OBTAINING PERSISTENT LINKS TO PERIODICAL TITLES

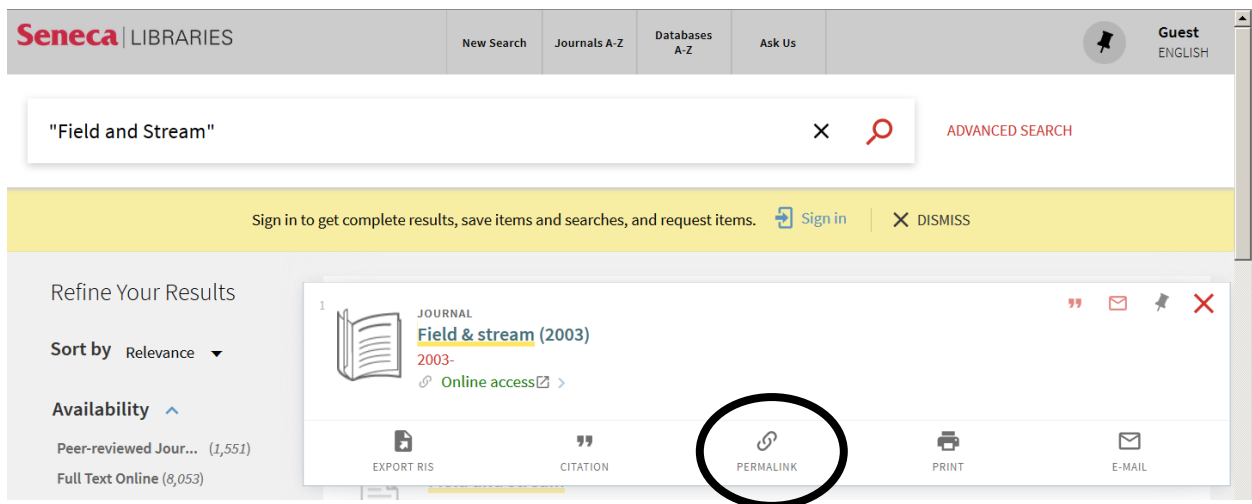
ALL JOURNAL TITLES

Persistent links to periodical titles (journals, magazines, newspapers, etc.) are available through the search box on the [Seneca Libraries homepage](#). This type of link will allow users to view all of the libraries' holdings for specific titles.

1. Go to the Seneca Libraries homepage at <http://library.senecacollege.ca/> and search for the name of a periodical:

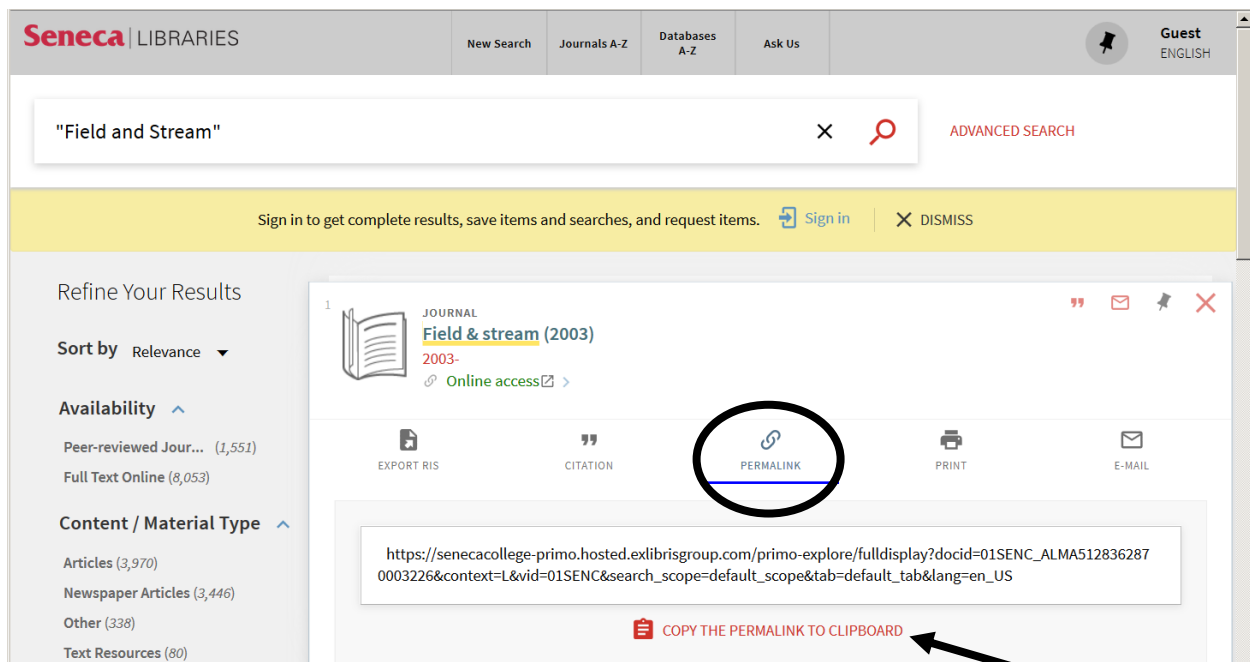


2. Click the three dots over to the right to reveal the following options:



(...continued...)

3. Click “PERMALINK” to reveal this:



The screenshot shows the Seneca Libraries search interface. The search term "Field and Stream" is entered in the search bar. The results page displays a journal entry for "Field & stream (2003)". Below the journal title, there are several action buttons: "EXPORT RIS", "CITATION", "PERMALINK", "PRINT", and "E-MAIL". The "PERMALINK" button is circled in blue. Below these buttons, a text box contains the URL: https://senecacollege-primo.hosted.exlibrisgroup.com/primo-explore/fulldisplay?docid=01SENC_ALMA5128362870003226&context=L&vid=01SENC&search_scope=default_scope&tab=default_tab&lang=en_US. Below the URL, there is a button labeled "COPY THE PERMALINK TO CLIPBOARD" with a red arrow pointing to it.

4. You may either copy-and-paste the URL from the above box manually, or simply click “COPY THE PERMALINK TO CLIPBOARD” and it will copy it for you. You then paste the URL into emails, course webpages, etc. Always test the link before doing so.