

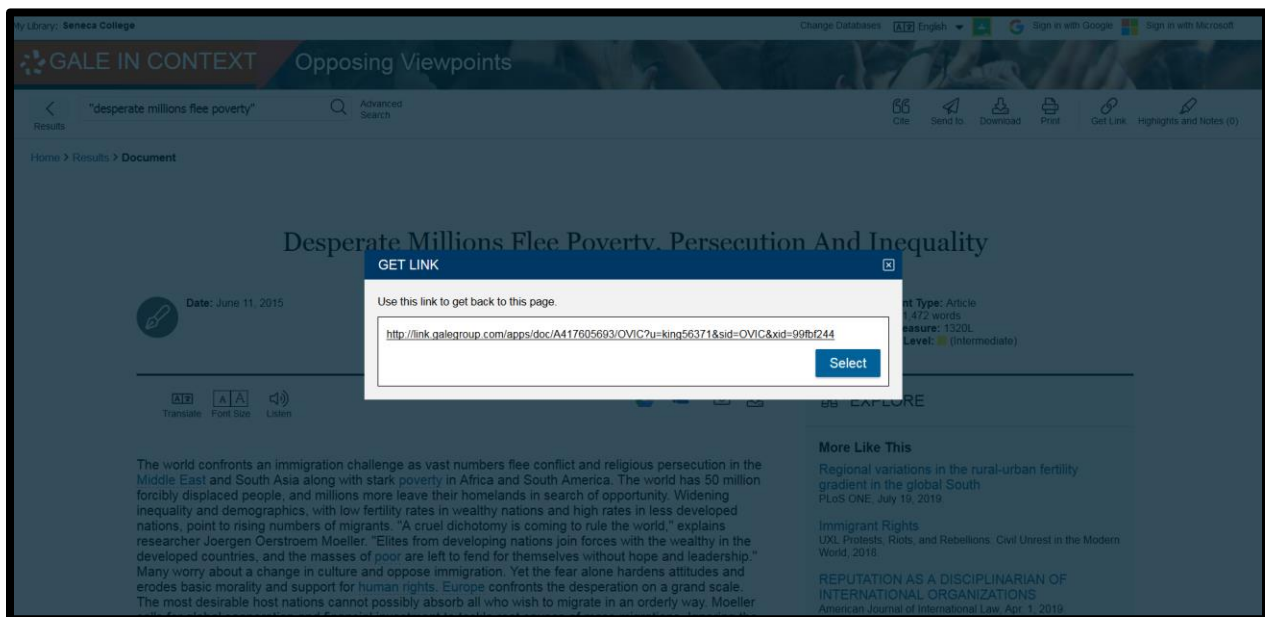
OBTAINING PERSISTENT LINKS TO FULL TEXT ARTICLES

CANADA IN CONTEXT, ENVIRONMENTAL STUDIES IN CONTEXT, OPPOSING VIEWPOINTS IN CONTEXT, SCIENCE IN CONTEXT

1. Find the article you are interested in:

The screenshot shows the Gale In Context interface. At the top, there's a search bar with the query "desperate millions flee poverty". Below the search bar, the article title "Desperate Millions Flee Poverty, Persecution And Inequality" is displayed. The page includes metadata such as the date (June 11, 2015), publisher (Yale Center for the Study of Globalization), and document type (Article). A red circle highlights the "Get Link" icon in the top right corner, with an arrow pointing to it. The main content area contains a paragraph of text starting with "The world confronts an immigration challenge as vast numbers flee conflict and religious persecution in the Middle East and South Asia along with stark poverty in Africa and South America." There are also navigation and utility icons at the top, including "Get Link", "Highlights and Notes (0)", "Cite", "Send to...", "Download", and "Print".

2. Click on "Get Link" in the upper-right corner.
3. Copy and paste the Bookmark URL that appears in the pop-over window into a text editor:



4. Replace everything in the URL before **/apps** with:

<https://libaccess.senecacollege.ca/login?url=http://link.galegroup.com>

5. So in the above example, the complete persistent link to that article would be:

<https://libaccess.senecacollege.ca/login?url=http://link.galegroup.com/apps/doc/A417605693/OVIC?u=king56371&sid=OVIC&xid=99fbf244>

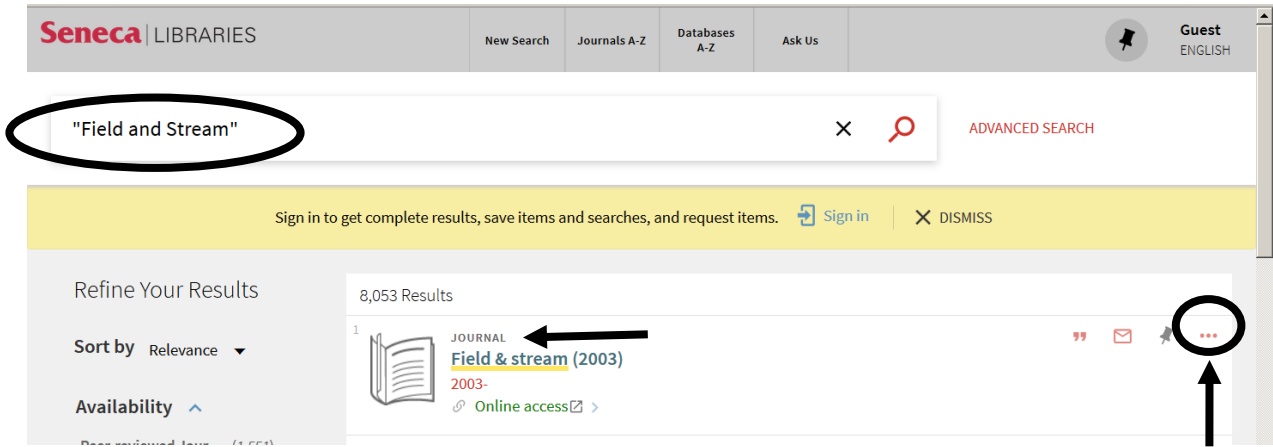
6. Test all links before posting via email, course webpages, etc.

OBTAINING PERSISTENT LINKS TO PERIODICAL TITLES

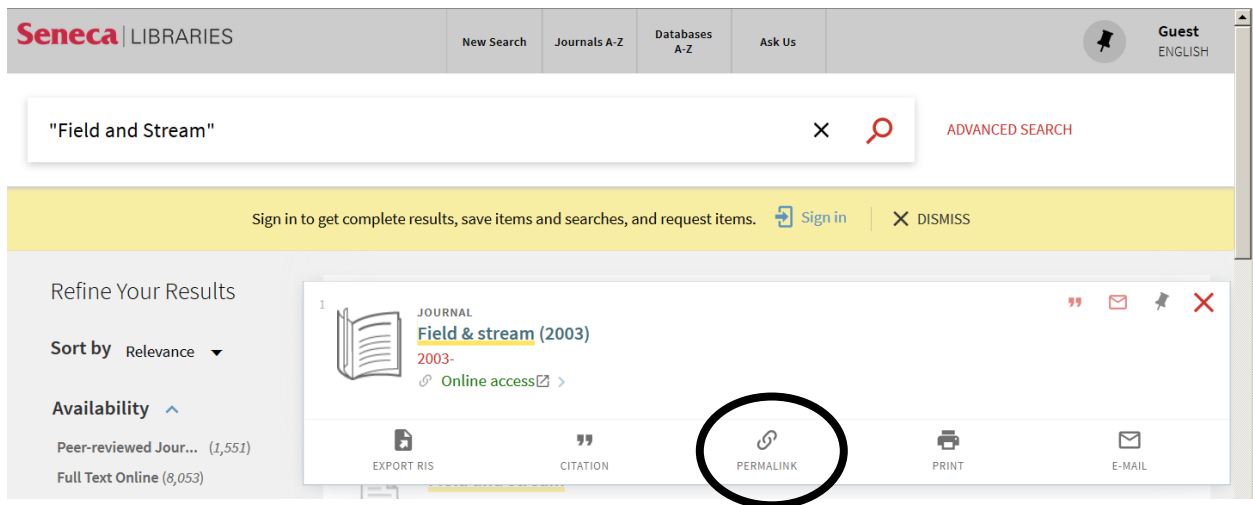
ALL JOURNAL TITLES

Persistent links to periodical titles (journals, magazines, newspapers, etc.) are available through the search box on the [Seneca Libraries homepage](#). This type of link will allow users to view all of the libraries' holdings for specific titles.

1. Go to the Seneca Libraries homepage at <http://library.senecacollege.ca/> and search for the name of a periodical:



2. Click the three dots over to the right to reveal the following options:



3. Click "PERMALINK" to reveal this:

The screenshot shows the Seneca Libraries search interface. At the top, the search bar contains the text "Field and Stream" with a search icon and an "ADVANCED SEARCH" link. Below the search bar is a yellow banner with the text "Sign in to get complete results, save items and searches, and request items." and a "Sign in" button. On the left side, there is a "Refine Your Results" section with options for "Sort by Relevance", "Availability", and "Content / Material Type". The main search results area displays a single result for the journal "Field & stream (2003)". Below the journal title are icons for "EXPORT RIS", "CITATION", "PERMALINK", "PRINT", and "E-MAIL". The "PERMALINK" icon is circled in black. Below these icons is a text box containing the URL: "https://senecacollege-primo.hosted.exlibrisgroup.com/primo-explore/fulldisplay?docid=01SENC_ALMA5128362870003226&context=L&vid=01SENC&search_scope=default_scope&tab=default_tab&lang=en_US". Below the URL box is a red button labeled "COPY THE PERMALINK TO CLIPBOARD" with an arrow pointing to it.

4. You may either copy-and-paste the URL from the above box manually, or simply click “COPY THE PERMALINK TO CLIPBOARD” and it will copy it for you. You then paste the URL into emails, course webpages, etc. Always test the link before doing so.