

## Email Alerts and RSS Feeds - IEEE (ASPP)

### “Taking Advantage of Personalization in IEEE *Xplore*”

IEEE Xplore users who have a personalization password can take advantage of the following features once a personalization account is established

- Setting search preferences
- Saving searches
- Get email or RSS alerts of saved search results
- Get email or RSS alerts of updated tables of contents

Once logged on, proceed to the My Settings menu and choose Sign In. From the Sign In page, the user can then enter their personalization password or register for a new one. Note that IEEE Members can use their IEEE Web Account to take advantage of personalization features.

Figure 1.

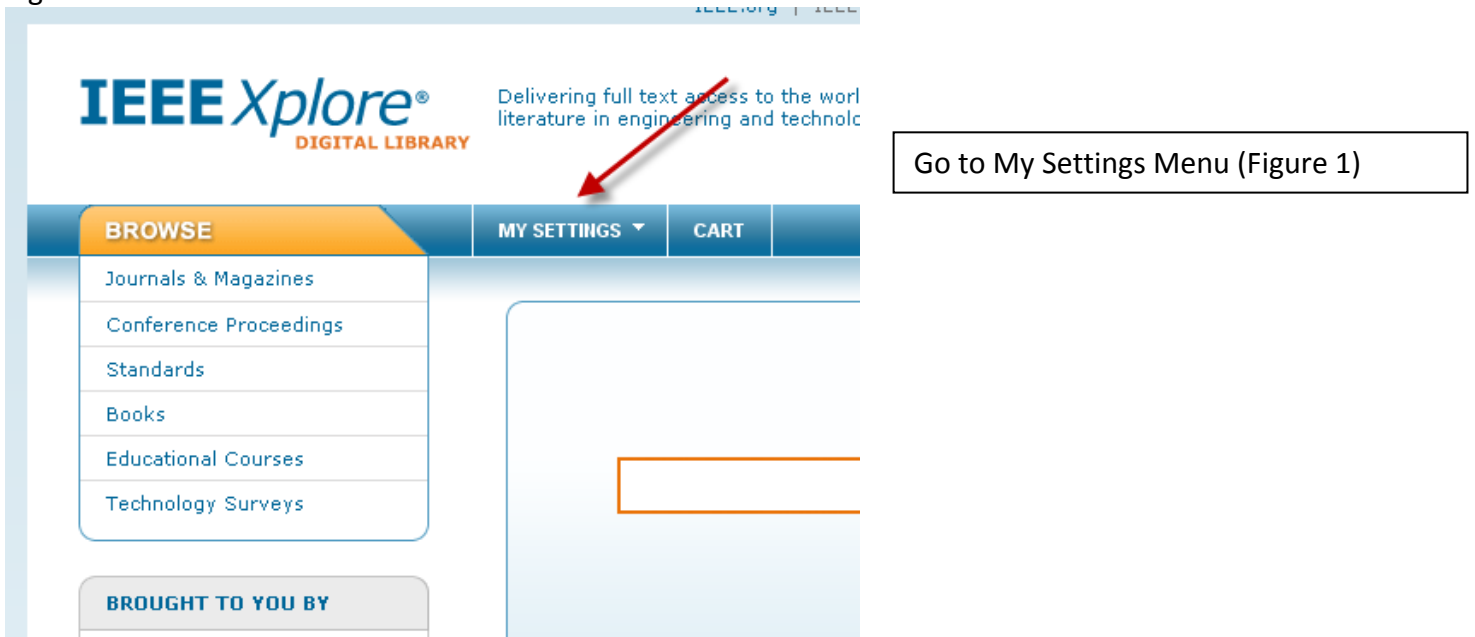
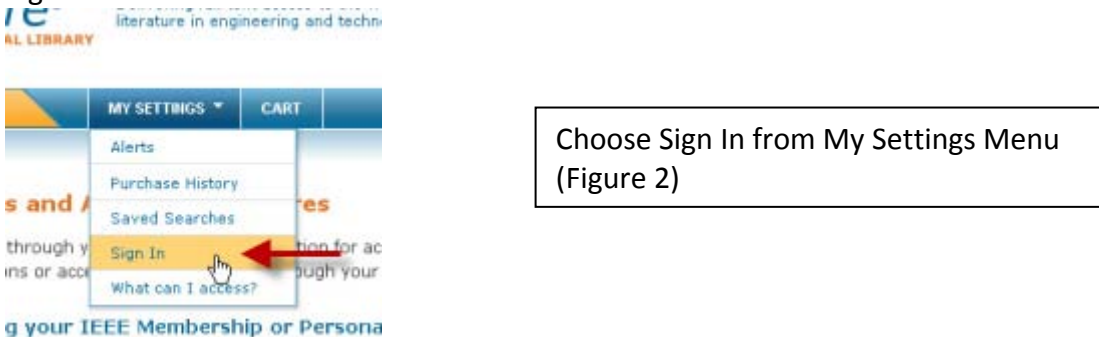
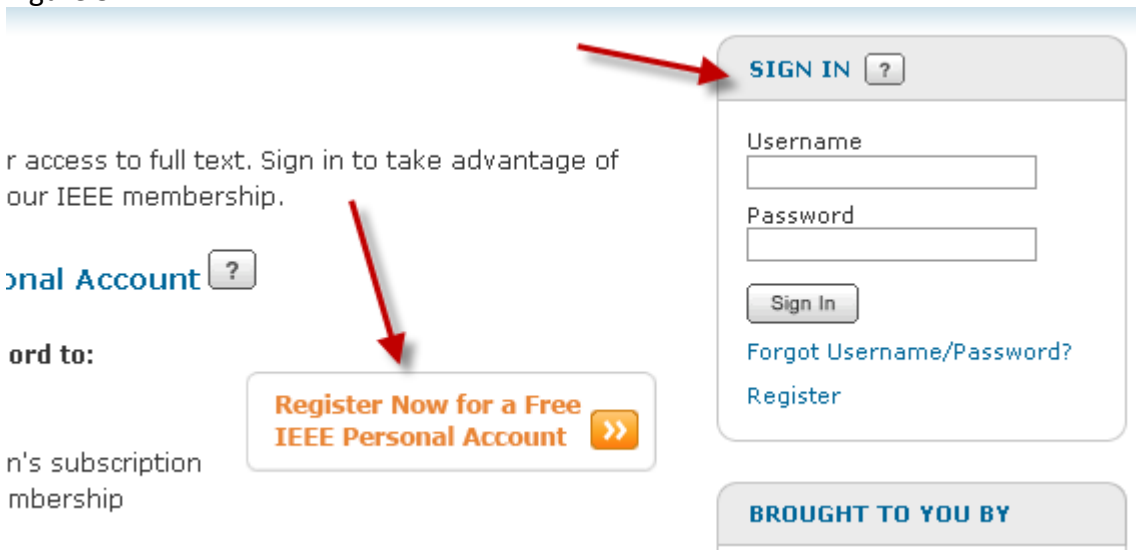


Figure 2.



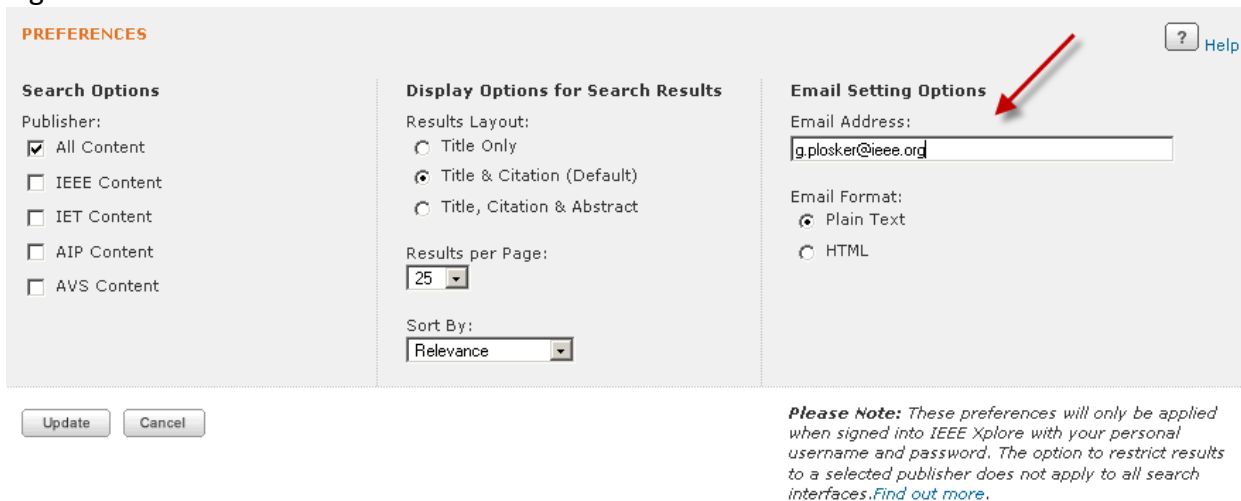
Once on the Sign In page, you can either register for an IEEE Personal Account or Sign In with your personalization password. See Figure 3.

Figure 3.



On the Preferences page, enter email address for delivery of Table of Contents Alerts and Saved Searches. (Figure 4)

Figure 4.



Once Preferences have been defined and the email address has been entered, the user can then set-up either Table of Contents based Alerts or Saved Searches, as shown below.

## Set-up Table of Contents Alerts

Figure 5.

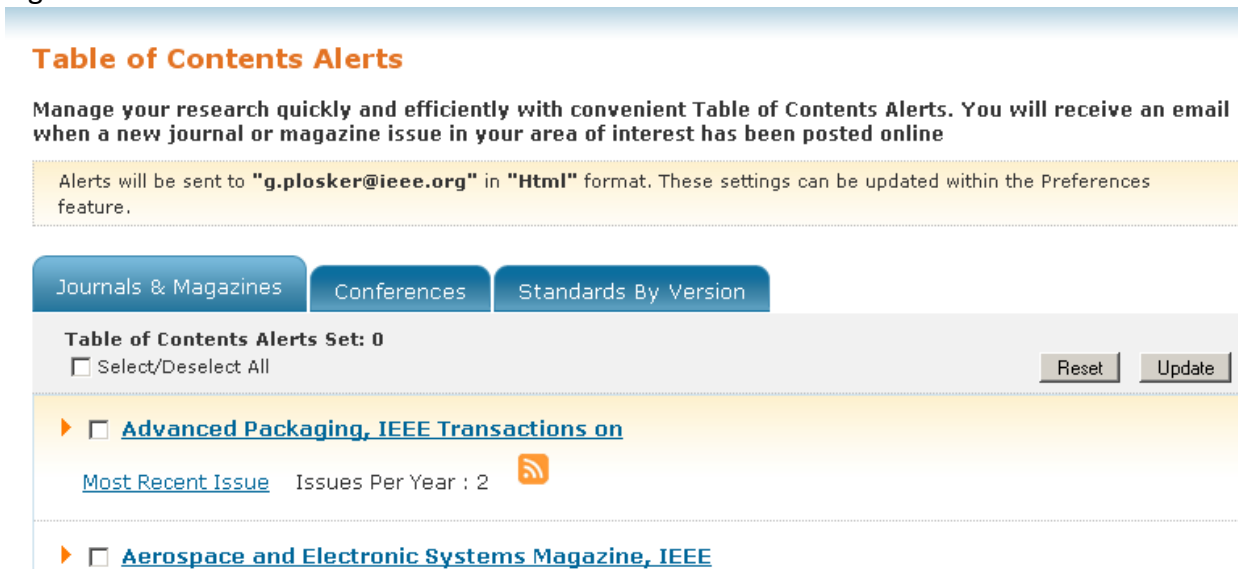


Go to the My Settings Menu and choose – Alerts (Figure 5)

Once on the Table of Contents page (see Figure 6), use the Check Boxes to indicate which journals or magazines you wish to receive Alerts from. Note that there are separate tabs for Conference paper or Standards content Alerts.

Once the content is selected, you will receive an update to the email address shown in Preferences each time that content is update in IEEE Xplore.

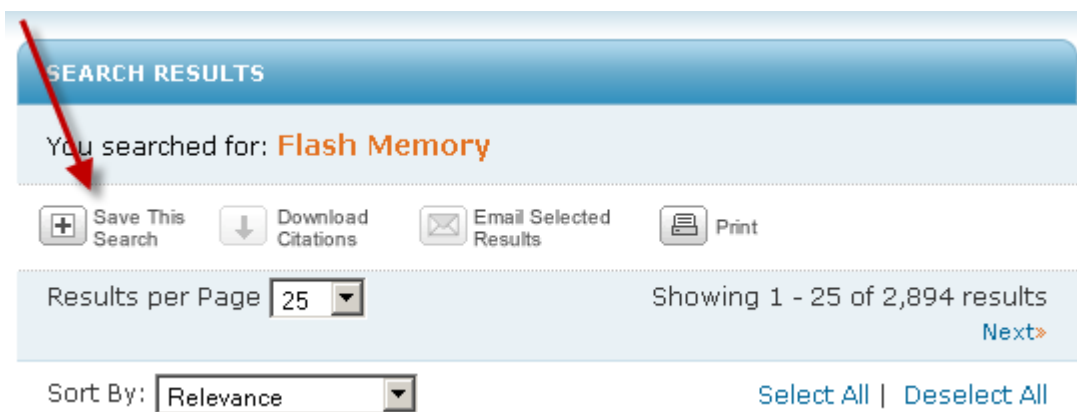
Figure 6.

A screenshot of the 'Table of Contents Alerts' page. At the top, there is a header 'Table of Contents Alerts' in orange. Below it is a sub-header: 'Manage your research quickly and efficiently with convenient Table of Contents Alerts. You will receive an email when a new journal or magazine issue in your area of interest has been posted online'. A yellow box contains the text: 'Alerts will be sent to "g.plosker@ieee.org" in "Html" format. These settings can be updated within the Preferences feature.' Below this are three tabs: 'Journals & Magazines' (selected), 'Conferences', and 'Standards By Version'. The main content area shows 'Table of Contents Alerts Set: 0' and a 'Select/Deselect All' checkbox. There are 'Reset' and 'Update' buttons. Two items are listed with checkboxes: 'Advanced Packaging, IEEE Transactions on' and 'Aerospace and Electronic Systems Magazine, IEEE'. The first item has a link to 'Most Recent Issue' and 'Issues Per Year : 2' with an RSS icon.

## Setting Up Subject Based Saved Searches

Perform any subject search in IEEE Xplore. For more information on how to do subject searching in IEEE Xplore see the “Tip Sheet.” (“Experience the IEEE Xplore Digital Library: Getting Started with Your Search” - [http://www.ieee.org/portal/cms\\_docs\\_iportals/iportals/publications/subscriptions/newieeexplore/ieee\\_xplore\\_getting\\_started\\_userguide.pdf](http://www.ieee.org/portal/cms_docs_iportals/iportals/publications/subscriptions/newieeexplore/ieee_xplore_getting_started_userguide.pdf))

Figure 7.

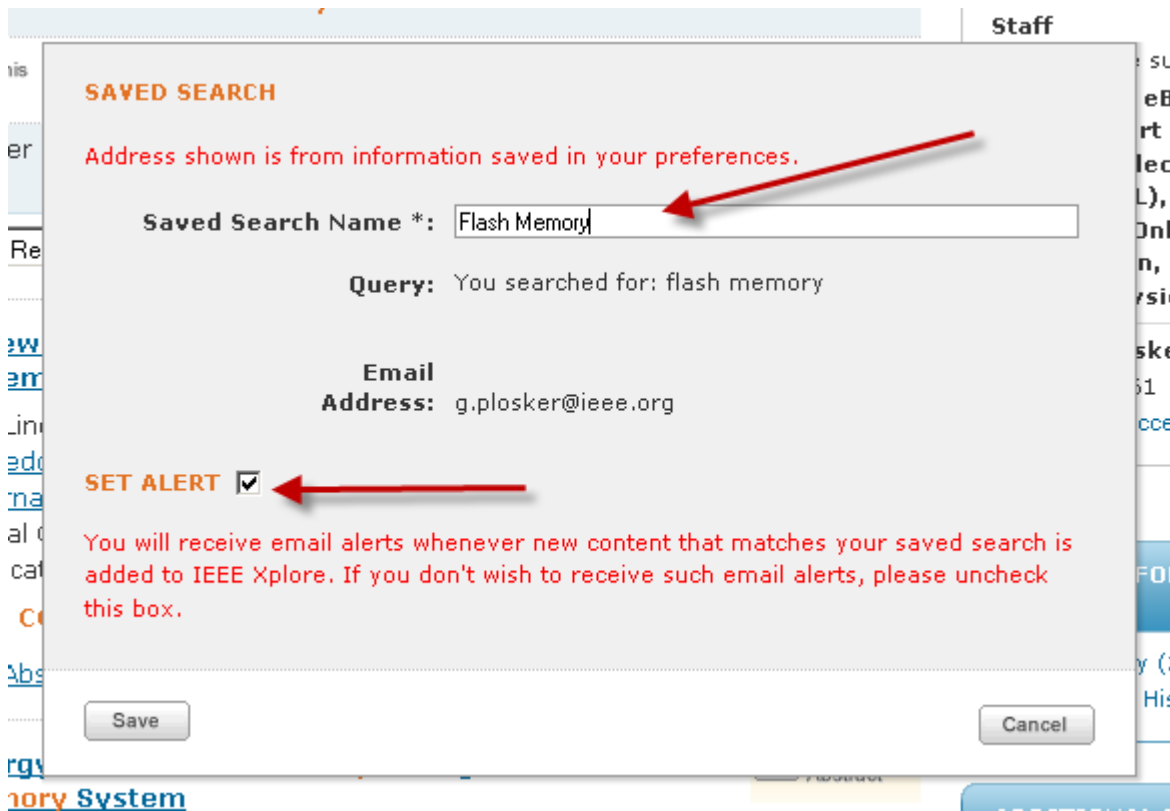


After the search results are returned (see Figure 7), to save the search, click on “Save This Search.”

It is recommended that searches being set-up for alert purposes be deliberately broad, as IEEE Xplore is update twice weekly and you will not receive results on a regular basis if the search is too specific. Alert strategies are, therefore, recommended to be much broader than searching the entire database on a retrospective basis.

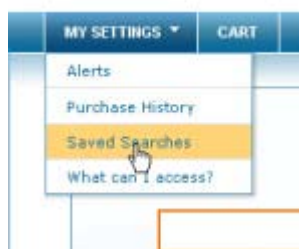
As shown in Figure 8, give your Saved Search a name and click Save. Note that setting the Alert is the default. If you wish to simply save the search and not receive an alert, uncheck the Set Alert box.

Figure 8.



## Administration of Saved Searches

Figure 9.



In the My Settings Menu, select Saved Searches, as shown in Figure 9.

On the Saved Searches administration page you can: (See Figure 10)

- Run your saved search – click on the search title
- Convert your email delivery to RSS – click on RSS
- Edit the Saved Search Name
- Delete the Saved Search
- Disable the Alert (will retain the Saved Search)

Figure 10.

Personal Account > Saved Searches

---

## Saved Searches

Alerts will be sent to **g.plosker@ieee.org** in **html** format. These settings can be updated within the Preferences feature.

---

1. <a href="#">Flash Memory</a>	<a href="#">RSS</a>	<a href="#">Edit Saved Search Name</a>	<a href="#">Delete</a>   <a href="#">Disable Alert</a>
---------------------------------	---------------------	--	--

**Query:**  
You Searched For: flash memory